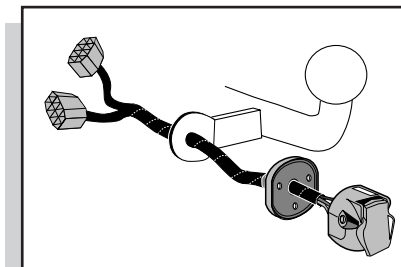


Einbauanleitung Elektrosatz
Anhängervorrichtung mit 12-N Steckdose
lt. DIN/ISO Norm 1724


Instructions de montage du faisceau
électrique pour crochet d'attelage
conforme à la norme
DIN/ISO 1724 prise 12-N

Fitting instructions electric wiringkit
towbar with 12-N socket up to
DIN/ISO norm 1724


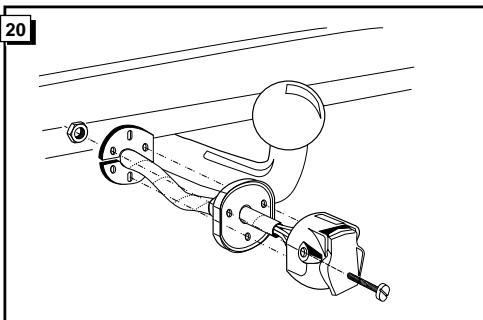
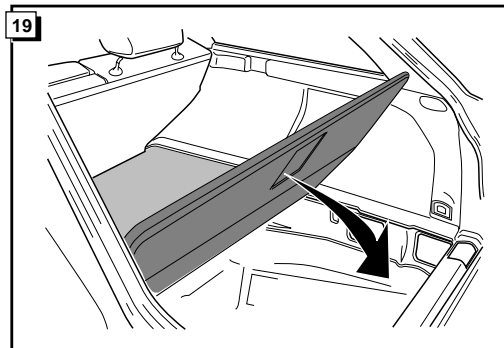
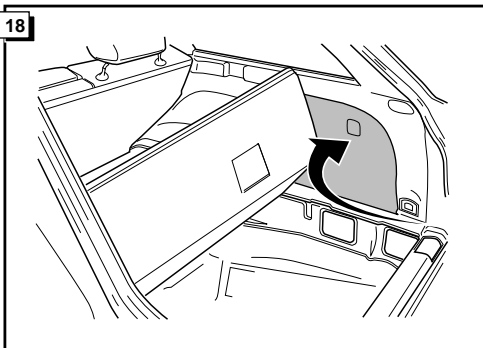
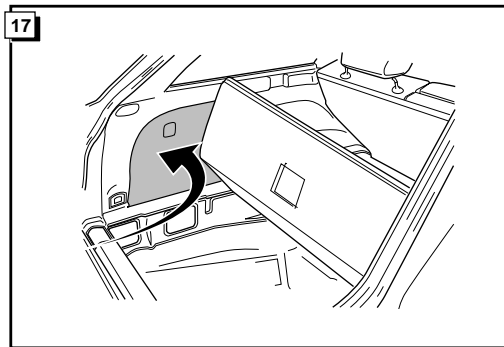
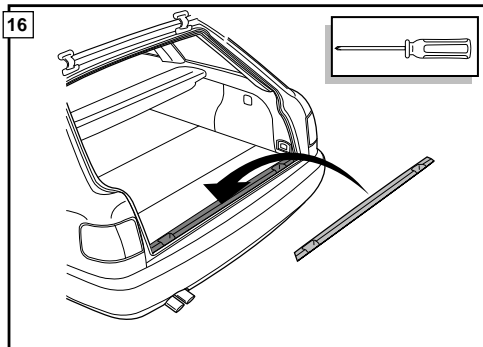
Montage-handleiding elektrokabelset voor
trekhaak met 12-N contactdoos
vlgs. DIN/ISO norm 1724



AUDI 80 B4 STATION 1992-1994
AUDI 100 C4 SEDAN/STATION 1991-1994
AUDI A6 SEDAN/STATION 1995-



Bestel Nr.: VAG-030-B

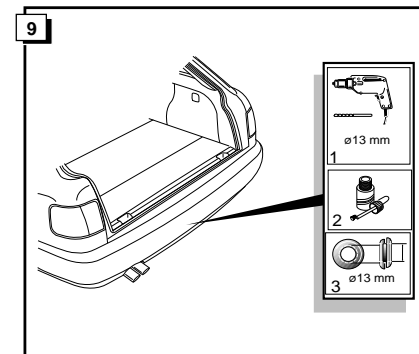
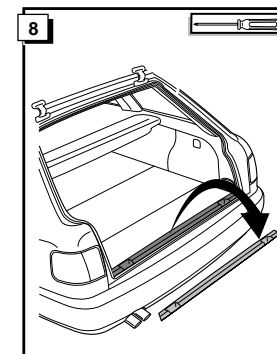
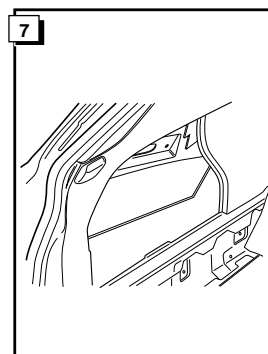
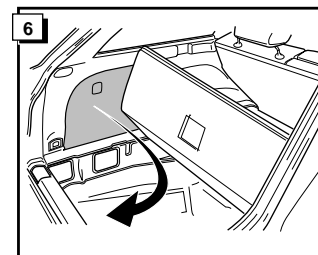
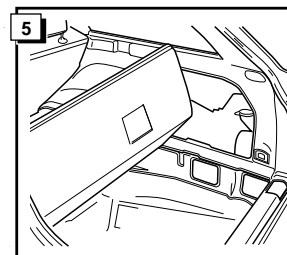
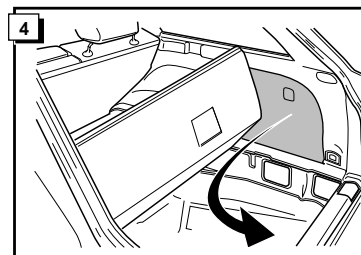
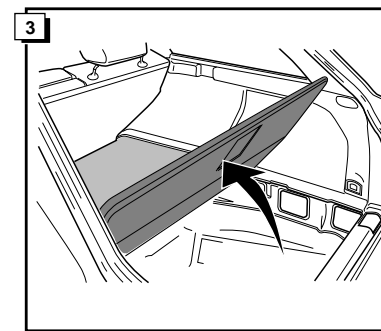
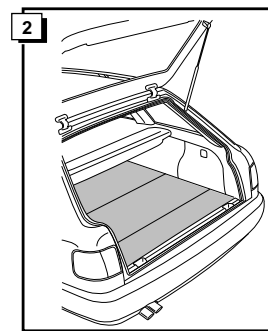



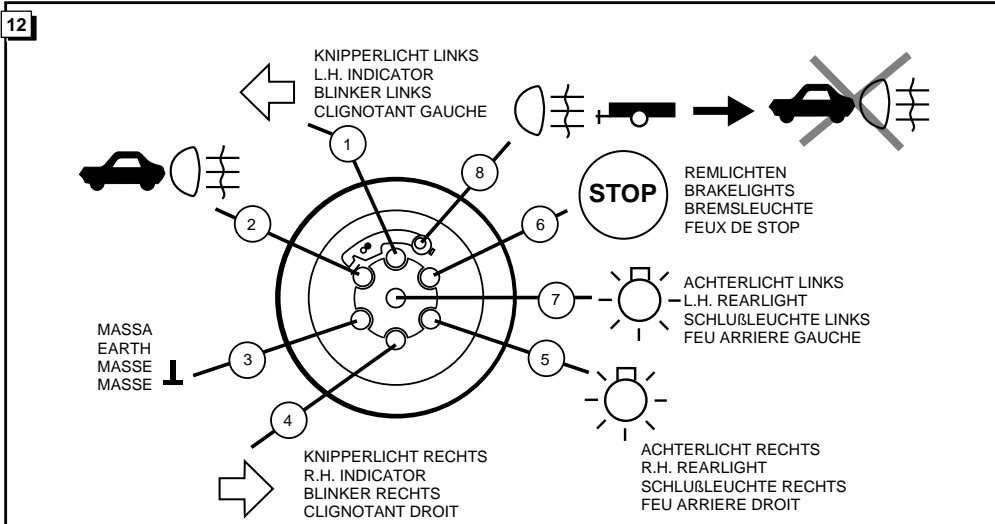
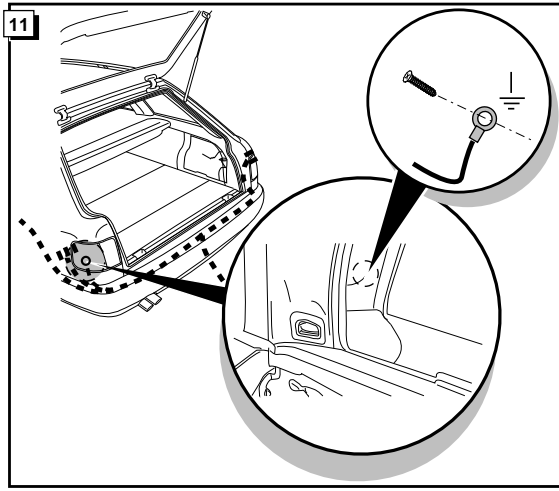
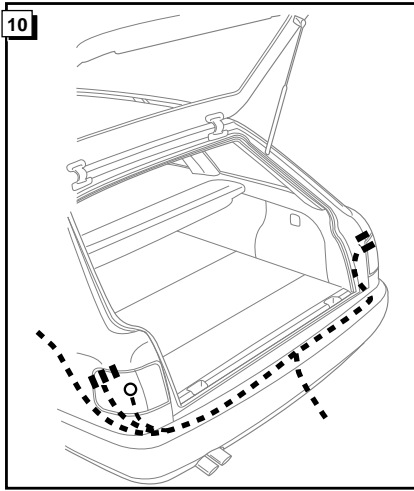
22

! CONTROLEER FUNCTIES !
! CHECK FUNCTIONS !
! FUNKTIONEN KONTROLIEREN !
! CONTRÔLER LES FONCTIONS !

INFO

LET OP! Positie connectoren Sedan en Station uitvoering zijn gelijk.
WATCH OUT! Position Connectors Sedan and Station are the same.
ACHTUNG! Position Steckverbindern Station sind gleich am Sedan.
ATTENTION! Position de connecteurs de Station être égal de Sedan.





	NL	GB	D	FR
1 = L	GEEL	YELLOW	GELB	JAUNE
2 = 54-G	BLAUW	BLUE	BLAU	BLEU
3 = 31	WIT	WHITE	WEIß	BLANC
4 = R	GROEN	GREEN	GRÜN	VERT
5 = 58-R	BRUIN	BROWN	BRAUN	MARRON
6 = 54	ROOD	RED	ROT	ROUGE
7 = 58-L	ZWART	BLACK	SCHWARZ	NOIR
8 = 58-b	GRIJS	GREY	GRAU	GRIS

