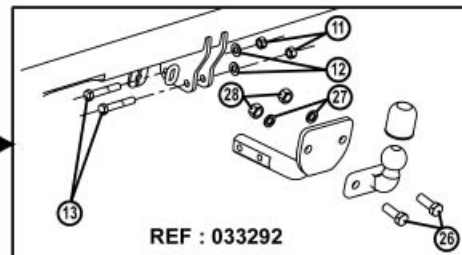
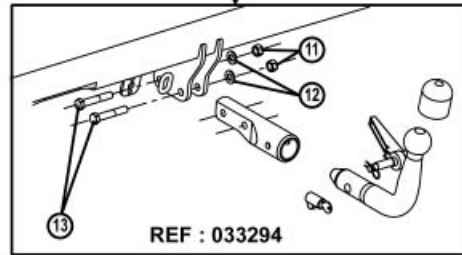
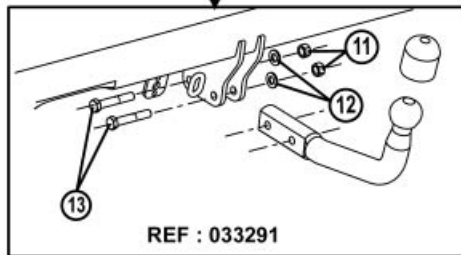
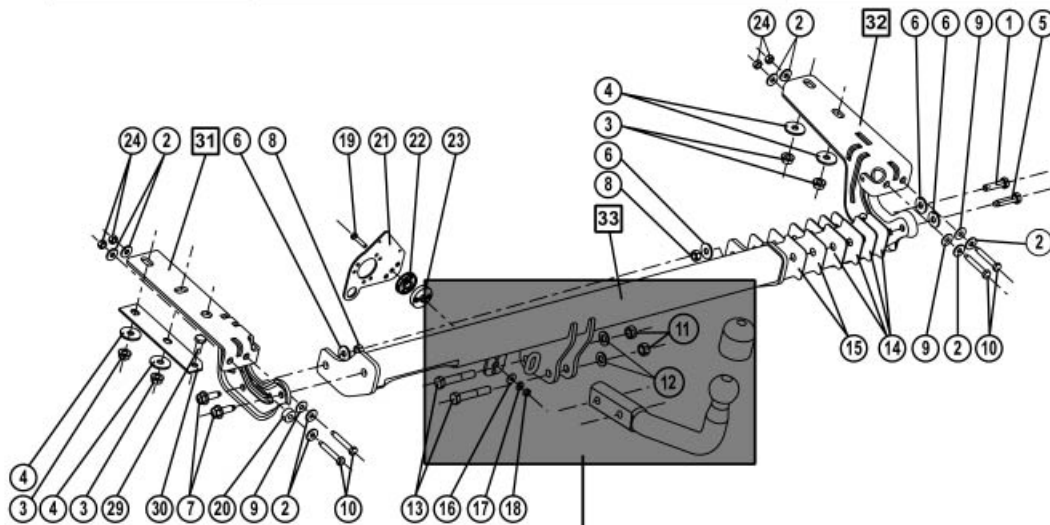


Montagehandleiding Fitting instruction Montageanleitung Description de montage Instrucciones de montaje Montagevejledning Monteringsveiledning Monteringshandledning Asennusohje Istruzioni di montaggio Návod k montáži	PEUGEOT 307/308 2001 → .....	EC 94/20	 1815 kg	 1500 kg	 65 kg	<b>D</b> waarde value Wert valeur  8,06 kN	<table border="1"> <tr> <td>NL</td><td>D</td><td>GB</td><td>N</td><td>SF</td><td>I</td> </tr> <tr> <td>F</td><td>E</td><td>DK</td><td>S</td><td>CS</td><td></td> </tr> </table>	NL	D	GB	N	SF	I	F	E	DK	S	CS	
	NL						D	GB	N	SF	I								
	F	E					DK	S	CS										
	CITROEN C4 2004 → .....																		
REF 033291 / TYPE 032171 / e4 00- 2436																			
REF 033292 / TYPE 032172 / e4 00- 2517																			
	REF 033294 / TYPE 032174 / e4 00- 2438					(c) BOSAL 25/02/2008 Issue 04													



Raadpleeg uw dealer voor de max. massa die uw wagen mag trekken.

Die maximale Anhängelast ihres Fahrzeuges können Sie im Fahrzeugschein oder im Benutzerhandbuch nachlesen.

For the max. trailer weight of your car please refer to the owner's manual or your car homologation documents.

Pour connaître le poids maxi remorquable pour votre voiture consulter la notice d'utilisation de votre voiture ou la carte grise.

Consulte a su distribuidor sobre el peso máximo que puede remolcar su vehículo.

Deres forhandler vil kunne oplyse Dem om den højst tilladte vægt efter Deres køretøj.

Ta kontakt med forhandleren angående den maksimale vekt som bilen kan trekke.

Se handboken eller registreringsbevis för max släpvningsvikt för din bil.






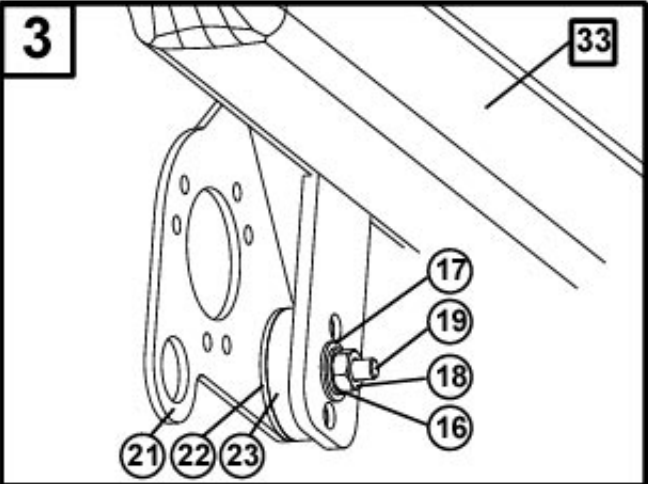

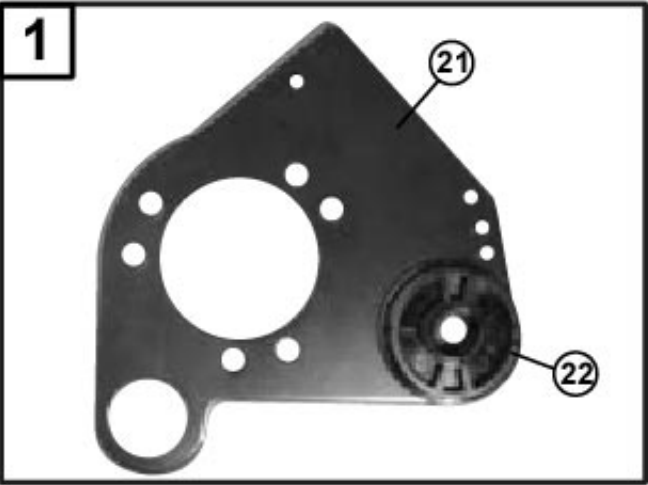
Tarkista suurin sallittu vetopaino ajoneuvon ohjekirjasta tai rekisteriotteesta.

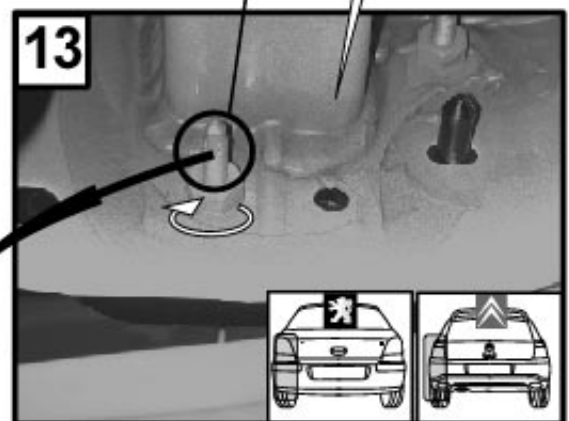
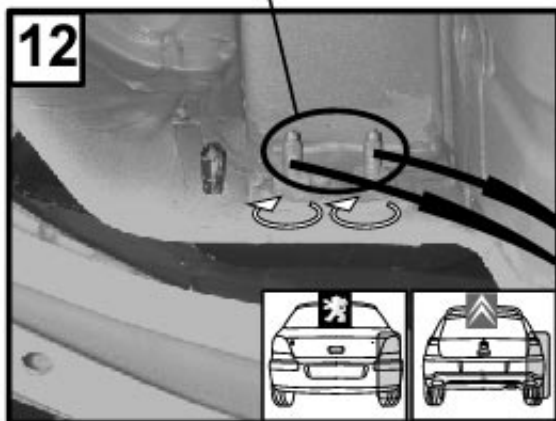

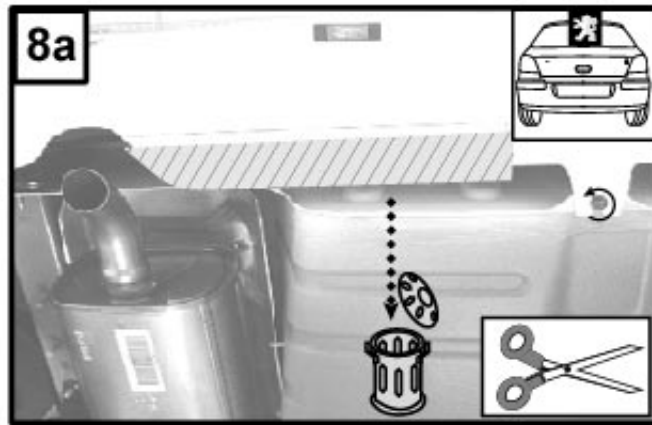
Per conoscere il peso massimo rimorchiabile dalla propria autovettura, fare riferimento al manuale d'istruzione od ai documenti di omologazione della vettura stessa.



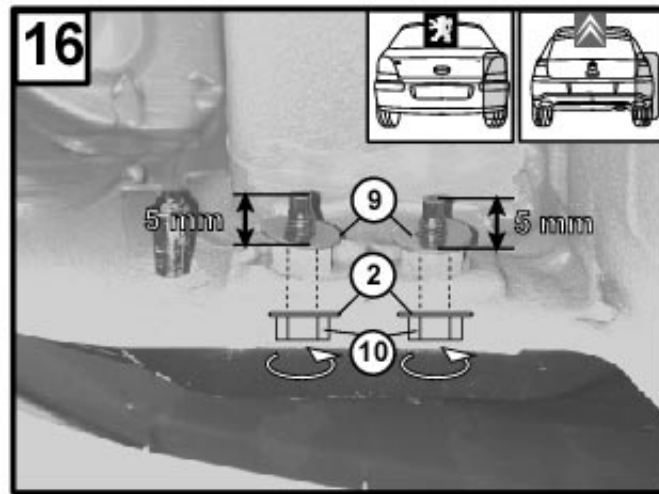

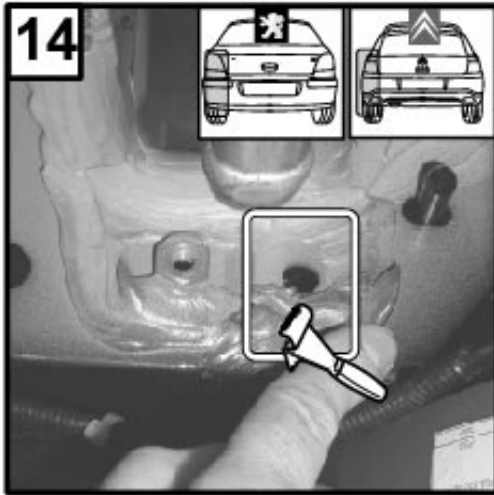
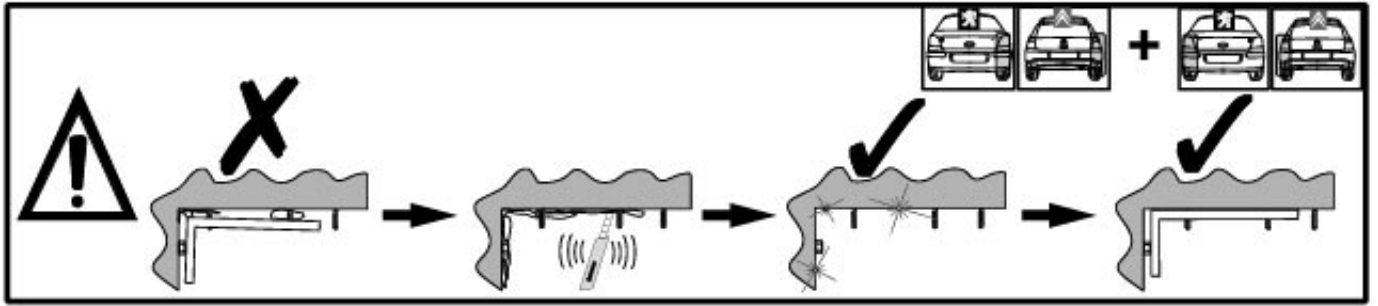
Maximální přípustná hmotnost přívěsu pro Vaše vozidlo je uvedena v technickém průkazu, nebo v uživatelské příručce.


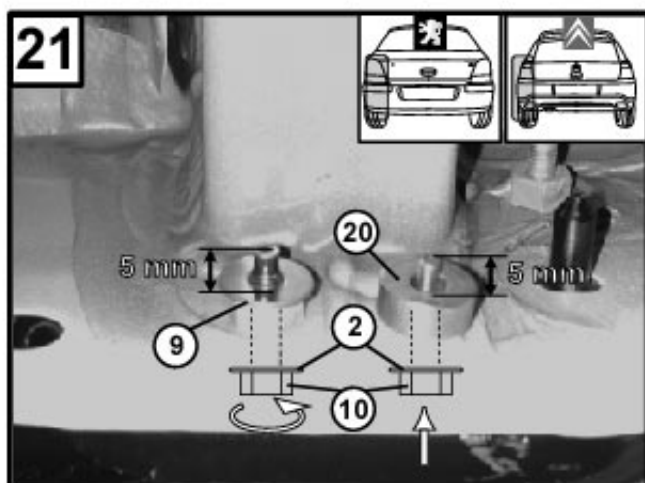

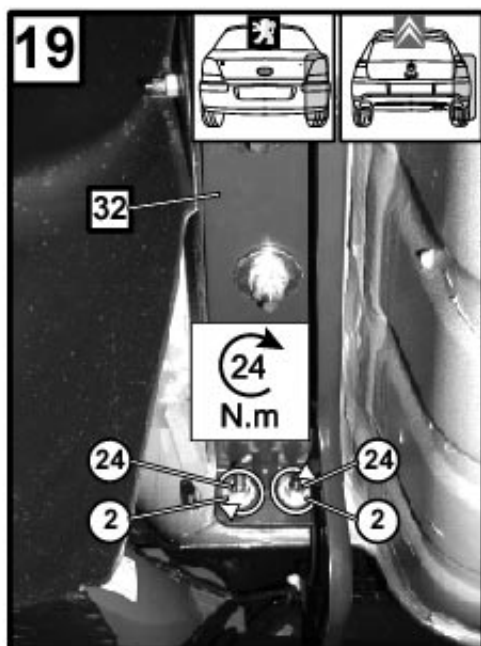
Meegeleverde onderdelen Mitgelieferte Befestigungsteile Provided parts Materiel de fixation joint	Piezas incluidas Medfølgende komponenter Vedlagt festemateriell Medföljande komponenter	Mukana tulevat osat Componenti forniti a corredo Dodané upevňovací díly
--	--	---

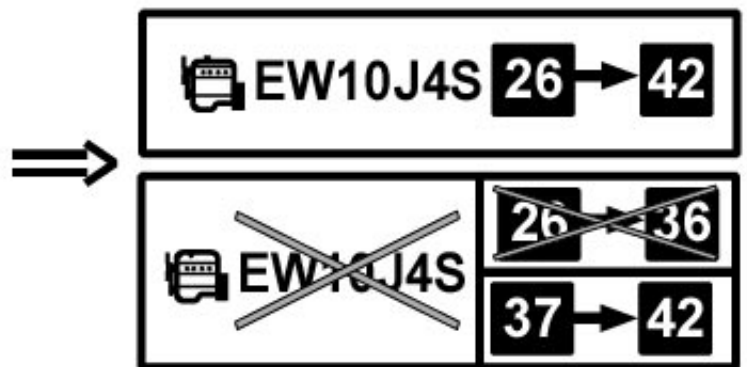



- |                        |                       |                        |                        |                      |                      |                |                      |                |                        |        |                      |        |        |        |        |        |
|------------------------|-----------------------|------------------------|------------------------|----------------------|----------------------|----------------|----------------------|----------------|------------------------|--------|----------------------|--------|--------|--------|--------|--------|
| HM 8 x 55 PY<br>10 x 4 | HM 10 x 40<br>1 x 1   | HM 10 x 30 PY<br>7 x 2 | HM 10 x 45 PY<br>5 x 1 | HM 12 x 70<br>13 x 2 | HM 16 x 45<br>26 x 2 | 24 x 4<br>HM 8 | 8 x 2<br>HM 10       | 3 x 4<br>HM 10 | 11 x 2<br>Hewistop M12 | 16 x 1 | 17 x 1<br>(Nylon)    | 18 x 1 | 19 x 1 | 21 x 1 | 22 x 1 | 23 x 1 |
| Z12<br>12 x 2          | 6 x 4<br>CL 10x27x2.8 | 4 x 4<br>11x35         | 9 x 3<br>8 x 22        | 27 x 2<br>W 16       | 28 x 2<br>HM 16      | 15 x 2         | 2 x 8<br>CL 8x22x2.2 | 20 x 1         | 29 x 1                 | 30 x 1 | HM 10 x 25<br>EW104S | EW104S |        |        |        |        |



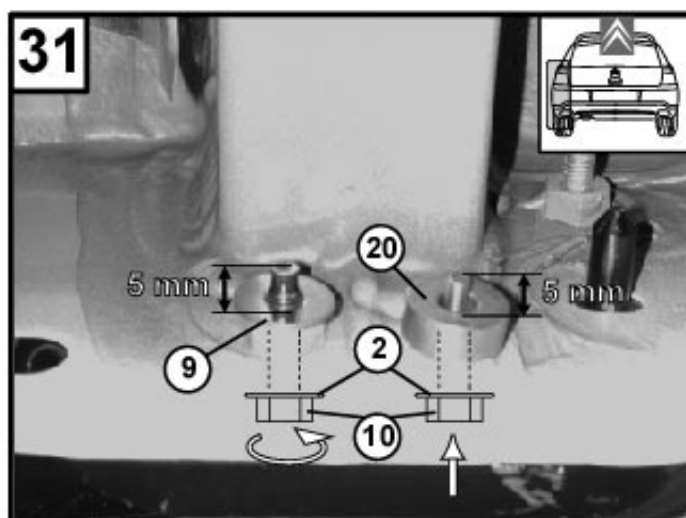



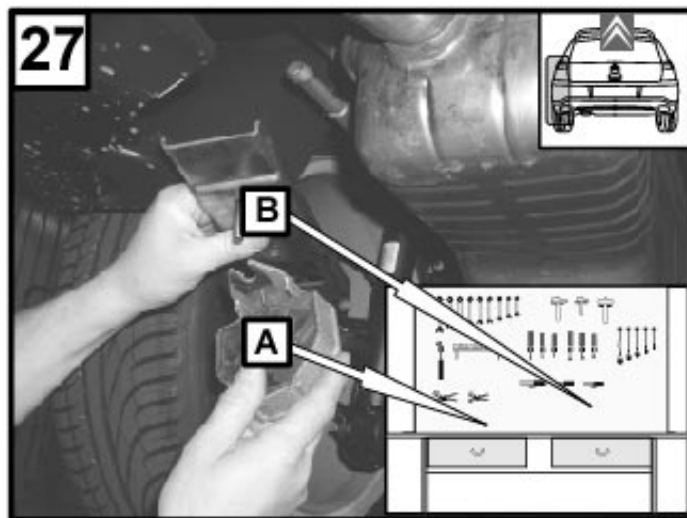
















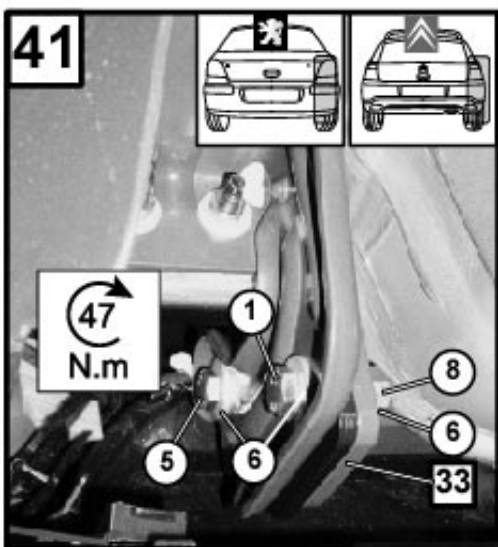
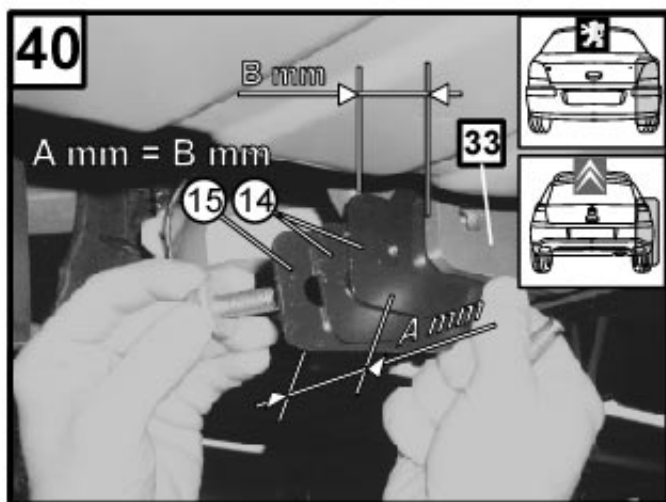
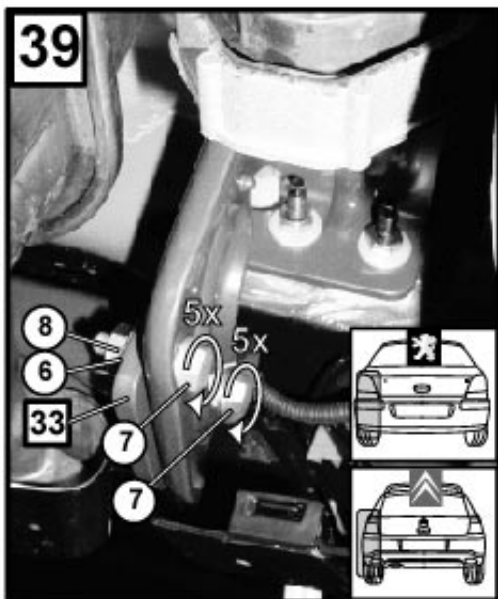

# EW10J4S

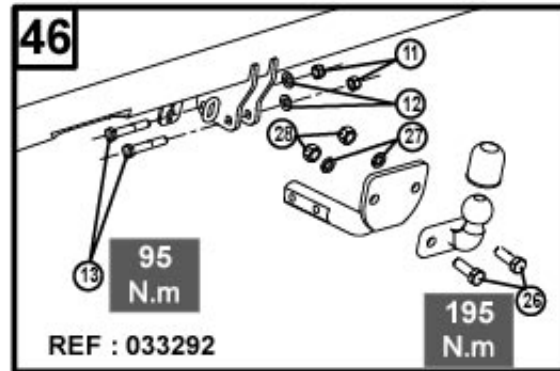
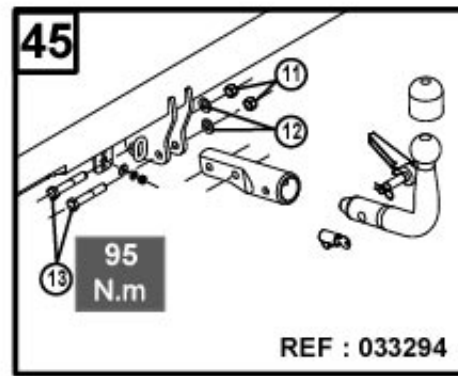
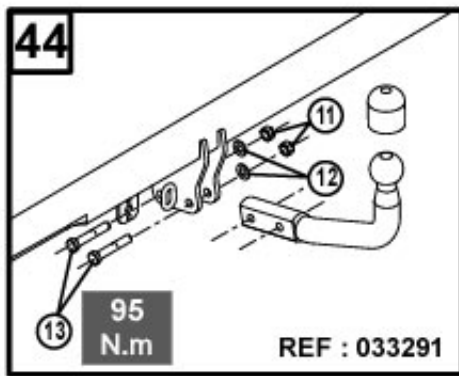


# EW10J4S









---

0 Km

1000 Km

M8 : 24 N.m  
M10 : 47 N.m  
Hewistop M12 : 95 N.m  
M16 : 195 N.m

---

---

bip bip

bip bip